





# 对夹式止回阀 Wafer check valve

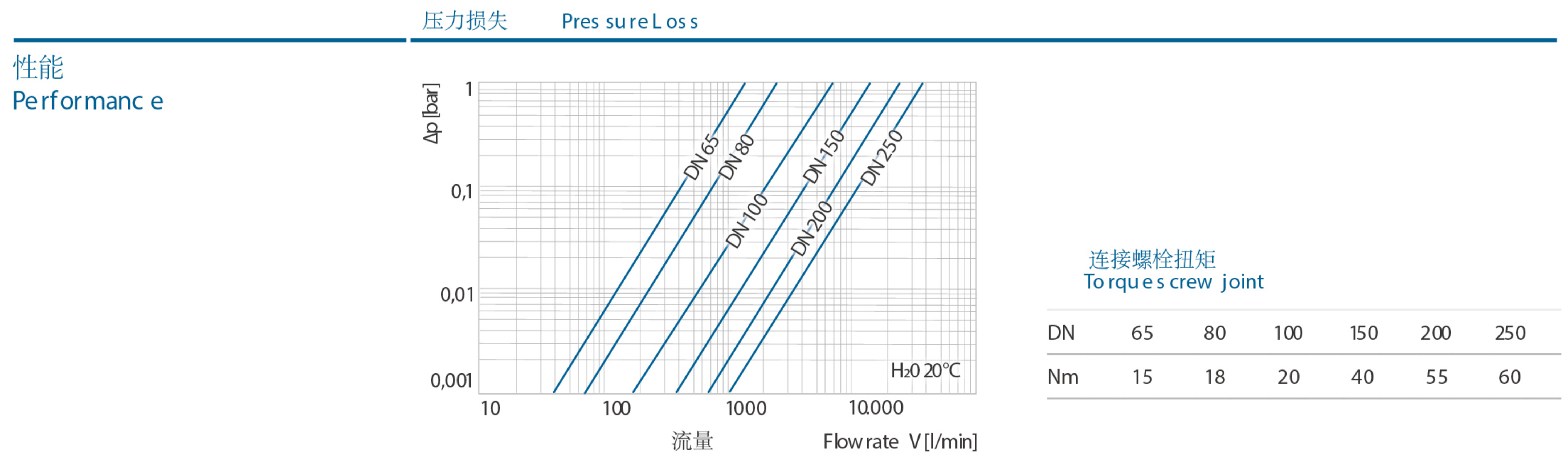
K4

- 介质无法接触金属部件
- 可视阀位指示
- 大角度开启可达85°
- 由于大幅度开启有极佳流通量
- 垫块一体化
- 整体式安装孔符合DIN, ANSI, JIS标准方便安装
- 加强筋阀体和阀板提高整体强度

- Media does not contaminate metal parts
- Visual position indication
- Disc opening up to 85°
- Excellent flow-rates due to a wide opening cross section
- Integrated spacer
- Mounting between DIN, ANSI, JIS flanges
- Flap stopper and body stiffening ribs for increased strength



材料 Models	密封 Seals	尺寸 Dimensions	PN	连接方式 Connections
 PVC-U	EPDM, FPM	DN65/d75/2½"–DN250/d250,D280/Ø"	10	
 PP	EPDM, FPM	DN65/d75/2½"–DN250/d250,D280/Ø"	6	
 PPGF	EPDM, FPM	DN65/d75/2½"–DN250/d250,D280/Ø"	10	法兰连接 flange (ANSI, DIN, JIS)
 PVDF	FPM	DN65/d75/2½"–DN250/d250,D280/Ø"	10	



外型尺寸 Dimensions	d	DN	A	B	C	K*	W
	75	65	115	63	20	139-145	90
	90	80	128	71	20	150-160	45
	110	100	155	80	20	175-191	45
	160	150	212	106	24	134-242	45
	200-225	200	264	140	24	290-299	45
	250-280	250	325	140	27	350-362	30

\*根据材质  
\*depend on material

